

# THE COVEY



QUAIL RUN NEEDLEWORK

Monthly Newsletter | July 2015

I hope you're having a great summer! July is a busy month with the Christmas/Chanukah Finishing Special, so take advantage of this and get your holiday items finished with a 10% discount and free shipping for our out of town customers! We had to set a limit of 200 items last year due to the overwhelming response, so get your item in early.

If you're looking for indoor summer activities, don't forget our Stitch And Chat from 1-4pm on Tuesdays and Thursdays. Join us for conversation, friendship and stitching. It's a great way to spend an afternoon and avoid the heat.


I've been busy working on new designs from the Fall Market In September. New designs will be available after the market, but I'll give you a preview next month. Look for new ornaments, Halloween, floral and Southwest designs. And a sneak peek at designs for the Winter Market 2016!

My staff and I are available and look forward to helping with all your stitching needs. Just stop in or call! Happy stitching!

*Susan*



**Tip of the Month:** A frequent question I get asked is whether or not to stitch the outlines around some objects on the canvas. There are three techniques:



1. **Ignore the outlines and not stitch it.** This works on many canvases. However if the outlines serve to separate the areas in an animal, it is often best to stitch. (The dark lines outlining the chicken are ignored while the outline of the wing is backstitched)



2. **Use a tent stitch to stitch in the outline.** The result will be a thick line that works but may overwhelm some designs. Also, continental stitch does not produce a smooth, curved line. (The outline of the boot is tent stitch)



3. **Use a backstitch or couch a thread.** With a single strand of floss or silk, you can use backstitch, or wrapped back stitch, to create smooth curves. You can also couch a thread. Remember to take a photo of your canvas so you will know where to put the lines. (The outline of the letters is couched with Kreinik #16 braid)


We're open on Mondays!

🕒 Mon - Fri 10 a.m. - 4 p.m. | Saturday 10 a.m. - 2 p.m.



# THE COVEY

## Sew and So's



### Patriotic Heart

In honor of the July 4th Holiday, here is a wonderful patriotic heart stitched by one of our gentleman stitchers for his grandson. A treasure for sure!

## Favorite Find

### Skin Tone Threads

These handy combination packs of skin tones are so useful when stitching faces. There are tones from light to darker complexions. If you want a lovely complexion glow, you can add a strand of blending filament 5555.

Splendor Collection Cards (\$8)  
Silk Mori packs (\$10)  
Blending Filament (\$3.55)



## New Items

Here are our favorite red, white and blue new items in the store.



### Patriotic Santa

Both 18 Ct.  
4" round (\$48) and  
6" standup (\$68)




### Fun Striped Readers

Your "go-to" travel reader!  
Classic rectangular half-frame  
paired with a coordinating  
tube case. Reading glasses  
are spring-hinged for added  
comfort. Strengths +1 - +3.50



### Serrated Blue Scissors

A must for your stitching tool kit for cutting metallic threads. Scissors with sheath (\$10)



### Hershey Kisses Magnets

Just the right amount of bling and no calorie chocolate!

We're open on Mondays!

🕒 Mon - Fri 10 a.m. - 4 p.m. | Saturday 10 a.m. - 2 p.m.



# THE COVEY

LAST  
CALL!

## Christmas/Chanukah in July Finishing Special

For all holiday items sent for finishing during the month of July, you will receive 10% OFF. So get your items together and bring or send them in next month!



## Classes / Clubs

### Patriotic Stars Club

Six Stars with stitch guide and threads. Start the club at any time, do one a month or one every other month. Canvas is \$48 with stitch guide and thread kit price varies.



CALL THE SHOP FOR DETAILS | 480.551.1423



### Fall Retreat

Relax, stitch and enjoy three days of canvas enhancement. Cost will include class fee, three lunches, and dinner on Saturday evening. Canvas for event, as well as threads, must be purchased at Quail Run Needlework. Call to reserve your spot!



SEPT 19-21, 2015 10AM - 4PM EACH DAY



### Elves Wreath Club

Come stitch these four cute Santas. Work with new threads and learn new stitches. Great colors and fun little guys to stitch. Wreath is 15", 18 ct.



STARTS OCTOBER 1ST, 2015



We're open on Mondays!

🕒 Mon - Fri 10 a.m. - 4 p.m. | Saturday 10 a.m. - 2 p.m.

